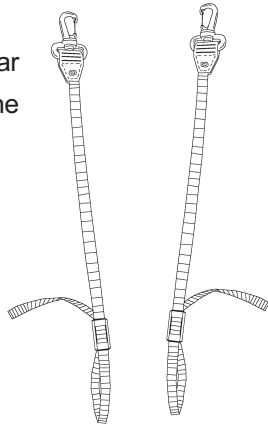


CAMERA STRAP

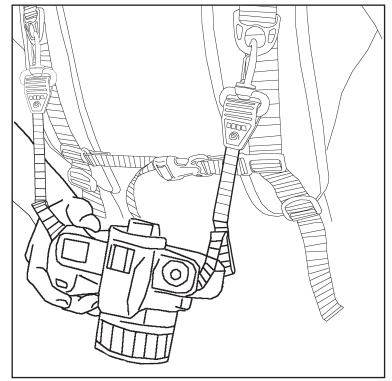
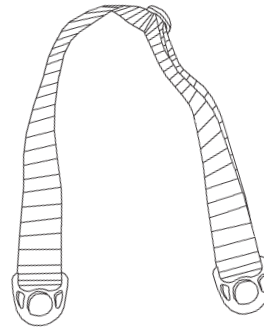
Specially designed **Camera Straps** can be attached to the D-rings on the harness to take the load off your neck.

These can easily be turned into a regular camera strap by simply connecting to the Neck Extension strap.

Clip-On Camera Strap



Neck Extension strap



Include:

- 2 Clip-On Camera straps the
- 1 Neck Extension strap.



Name: **R-101/2/3**
Order code: **KT R-102/3**



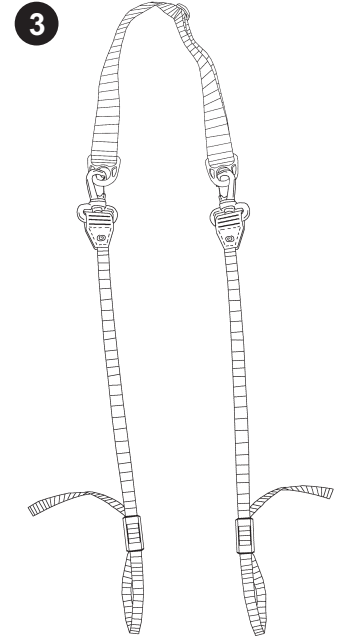
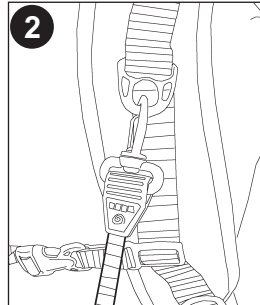

Name: **BP-502**
Order code: **KT BP-502**



Name: **HB-205/7**
Order code: **KT HB-205/7**

Attachment stages:

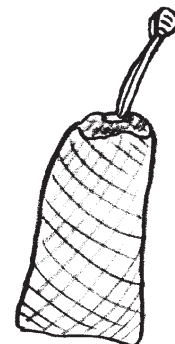
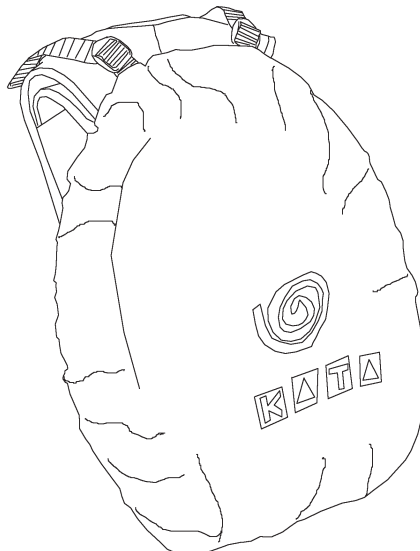
- 1** Remove the standard Camera strap from your camera.
Attach the Clip-On straps to your Camera using the designated grooves.
- 2** Attach both Clip-On straps to the harness using the designated D-Rings.
- 3** When you wish to use the Camera without the Backpack.
Connect both Clip-On straps to the Neck Extension.



DOUBLE ELEMENT COVER

Kata's emergency **Element Cover** is designed to protect your pack and equipment in inclement weather.

Made of Taffeta Nylon with weather resistant treatment. One side is Black and the other side is reflective silver for hot days; the silver side can also be used as a light reflector. After use in rain you simply put it in the provided mesh bag and hang it on the outside of the bag.



Mesh Bag

Development & production by **KATA** Ltd.
POB 45078 Jerusalem , Israel 91450
Tel: +972-2-5911000
Fax: + 972-2-5400504
www.kata-bags.com
Info: technical@kata-bags.com
Sales: videophoto@kata-bags.com



KATA. A SIMPLE CASE OF BETTER DESIGN.